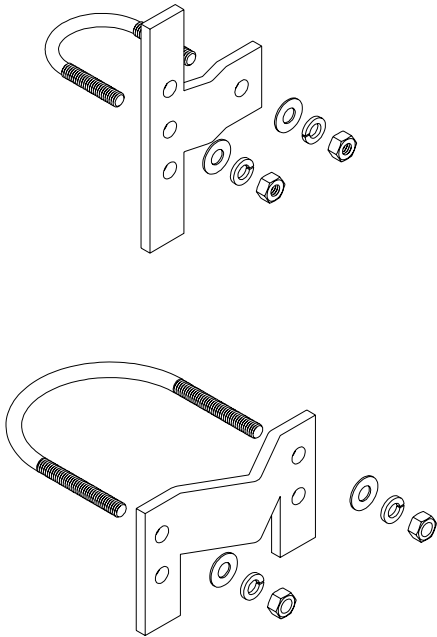
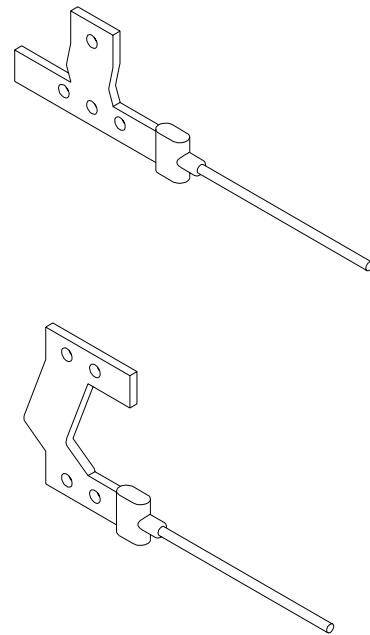


Installation Instructions

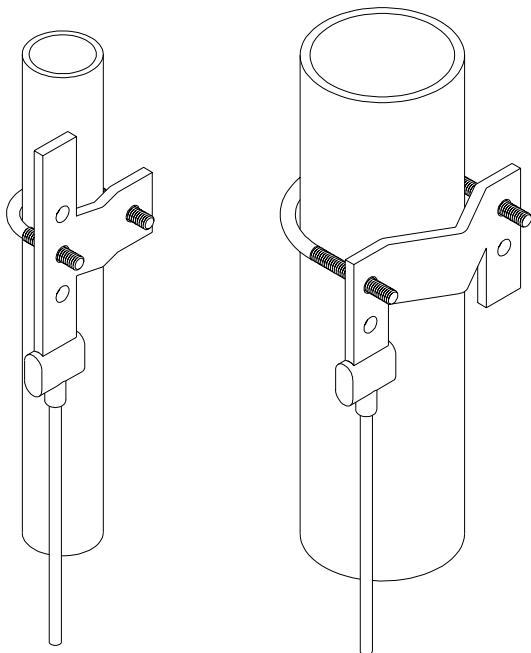
UPC Series Universal Pipe Clamps



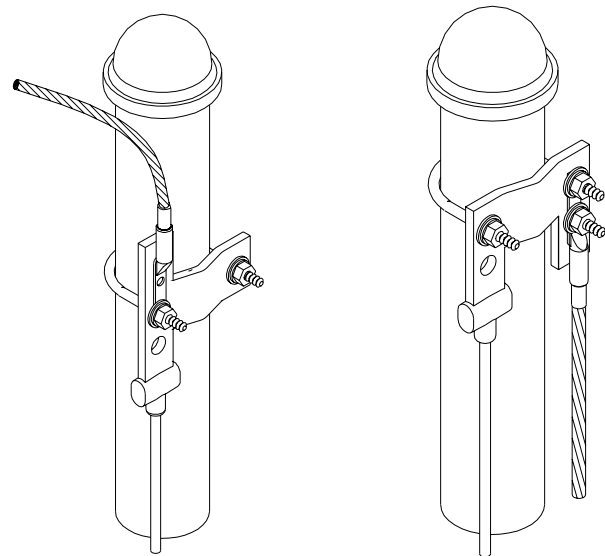
1) Remove hardware from U-bolt and remove U-bolt from bracket.



2) If using an exothermic connection to bracket.



3) Prepare mounting surface by removing paint, debris, etc. and apply antioxidant.
4) Replace bracket on U-bolt.



5) If using a compression lug, attach to U-bolt.
6) Install hardware on U-bolt and tighten to 75 inch pounds.

HARGER[®]

301 Ziegler Drive, Grayslake, IL 60030
Phone: 847-548-8700
Fax: 847-548-8755
Website: www.harger.com